



SOUND CONCEPTS LLC
 1233 Castle Dr. Ste A5 Mason, Oh 45040
 513-703-0147
 customerservice@soundconceptsllc.com
 www.soundconceptsllc.com

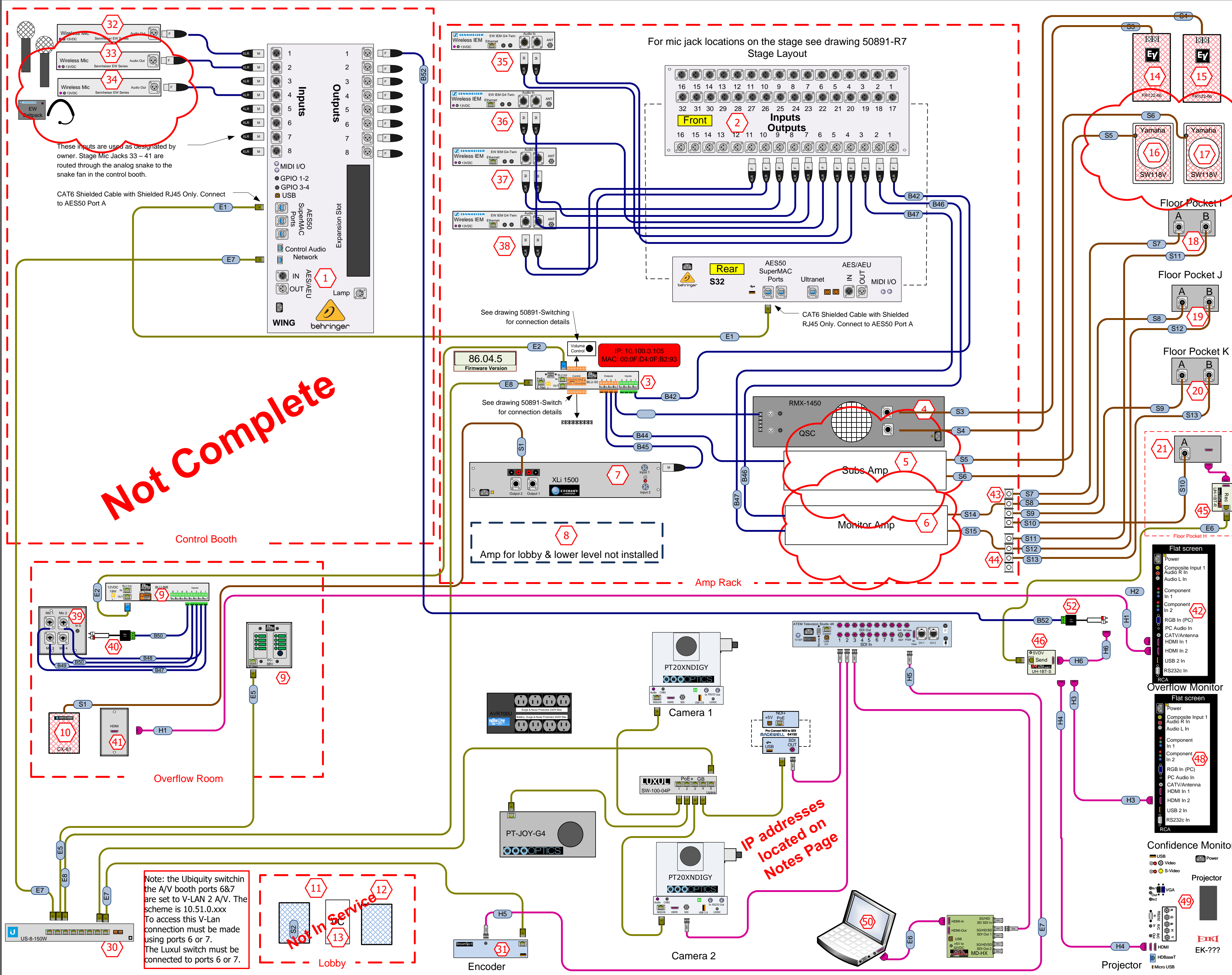
- Item Numbers
- Wire Numbers**
- BXX Balanced Mic/Line
 - CXX Control Cable
 - EXX Ethernet
 - HXX HDMI
 - SXX Speaker Wire

- Wire Color Legend**
- AC AC Line
 - B Audio, Balanced
 - U Audio, Unbalanced
 - S Speaker
 - DA Digital Audio
 - E Data
 - Ground Circuit
 - BL BLU Link
 - C Co-Ax
 - DC DC Power
 - CO Serial
 - DM Digital Media 8G
 - F Fiber
 - H HDMI - DVI
 - A As Marked

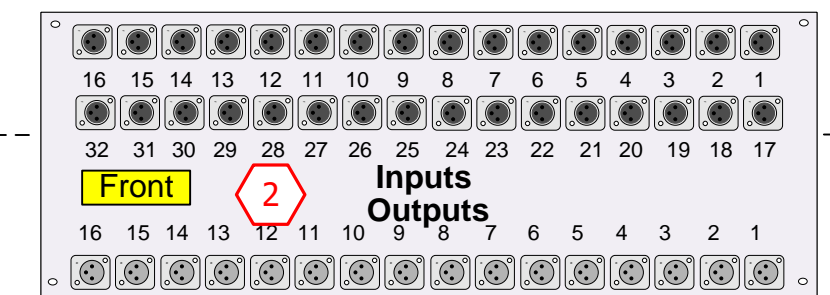
Proprietary & Confidential
 Property of Sound Concepts LLC
 Copyright 2024

NOTE: There have been substantial changes to the system by others. Those changes are not reflected in these drawings.

CUSTOMER	
Anderson/Salem	
Address	
PROJECT	
A/V Systems	
Proj. #	Dwg. #
50891	50891-sch
Date	Revision
4-11-24	6
DRAWN BY	PAGE
J Murphy	1 OF 4



For mic jack locations on the stage see drawing 50891-R7 Stage Layout



See drawing 50891-Switching for connection details

See drawing 50891-Switch for connection details

Amp for lobby & lower level not installed

IP addresses located on Notes Page

Note: the Ubiquiti switch in the A/V booth ports 6&7 are set to V-LAN 2 A/V. The scheme is 10.51.0.xxx To access this V-Lan connection must be made using ports 6 or 7. The Luxul switch must be connected to ports 6 or 7.

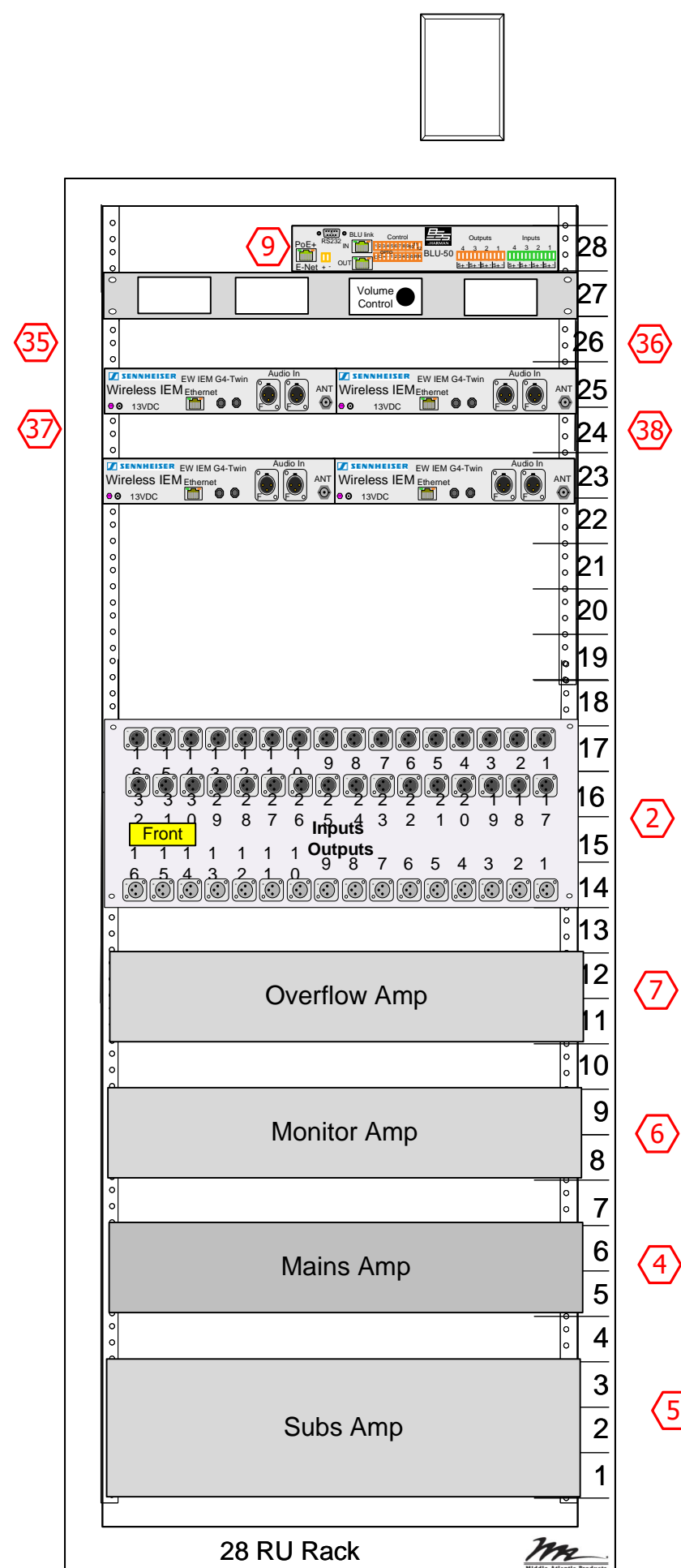
Not In Service

Not Complete

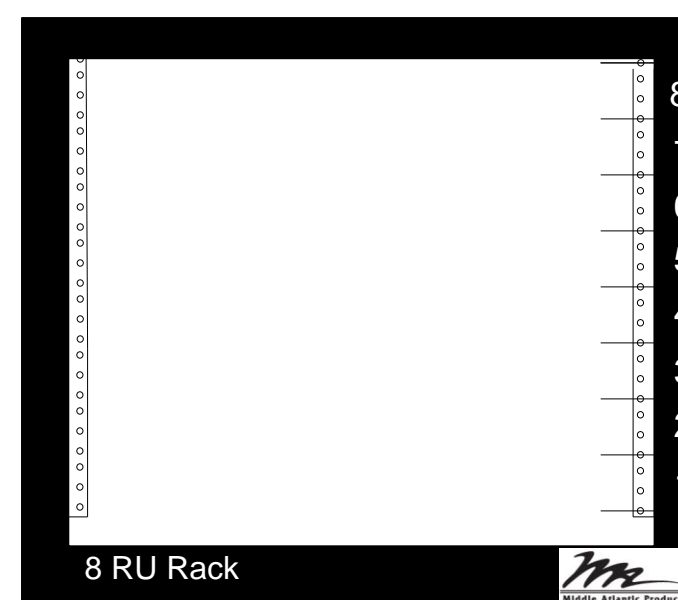


SOUND CONCEPTS LLC

1233 Castle Dr. Ste A5 Mason, Oh 45040
513-703-0147
customerservice@soundconceptsllc.com
www.soundconceptsllc.com



Amp Closet



Control Booth

Wire Color Legend

AC	AC Line
B	Audio, Balanced
U	Audio, Unbalanced
S	Speaker
DA	Digital Audio
E	Data
	Ground Circuit
BL	BLU Link
C	Co-Ax
DC	DC Power
CO	Serial
DM	Digital Media 8G
F	Fiber
H	HDMI - DVI
A	As Marked

Proprietary & Confidential
Property of Sound Concepts LLC
Copyright 2020

CUSTOMER
Anderson/Salem

Address

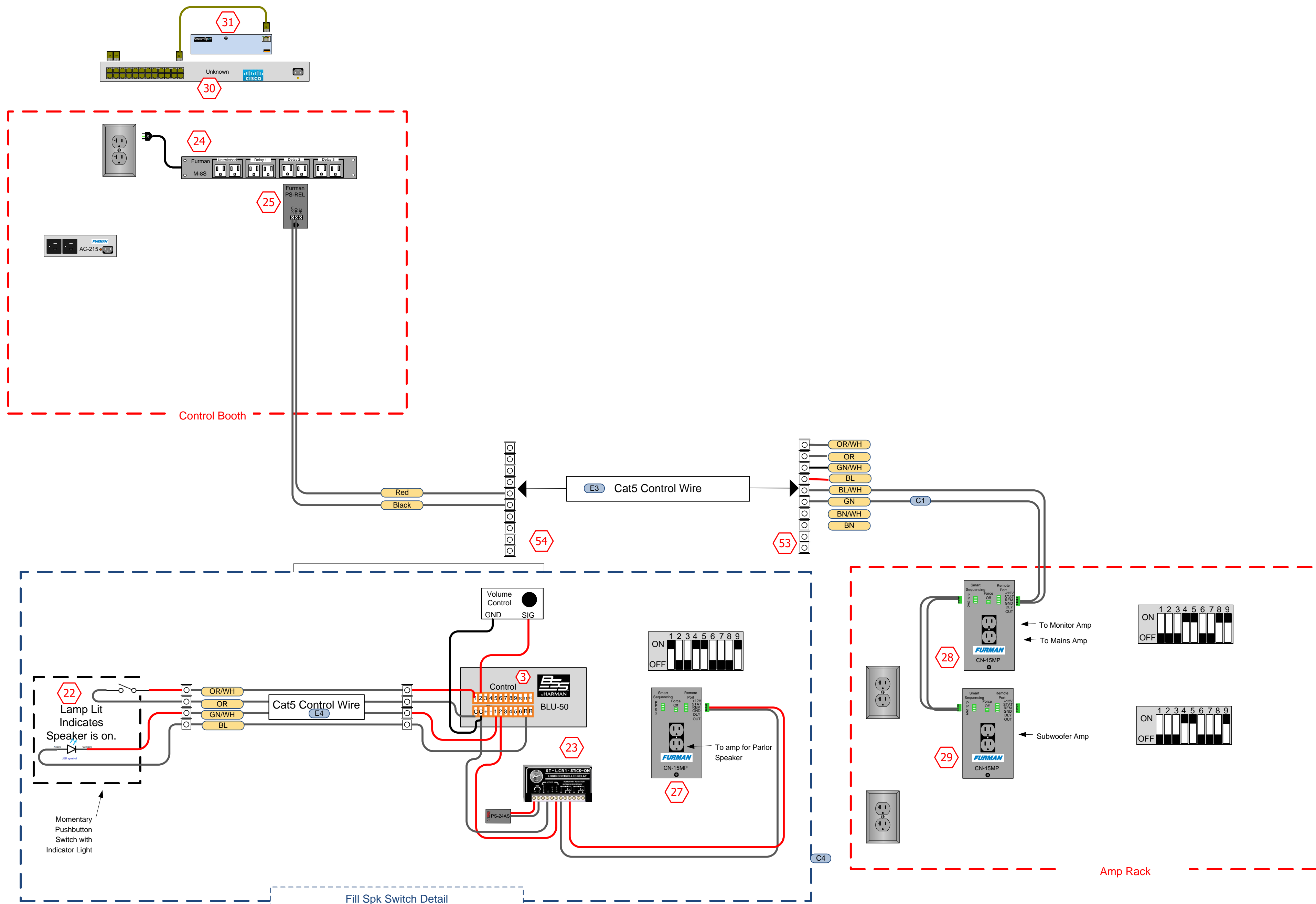
PROJECT
Rack Configuration

Proj #	Dwg #
50891	50891-sch
Date	Revision
2-12-2020	0
DRAWN BY	PAGE
J Murphy	2 OF 4



SOUND CONCEPTS LLC

1233 Castle Dr. Ste A5 Mason, Oh 45040
513-703-0147
customerservice@soundconceptsllc.com
www.soundconceptsllc.com

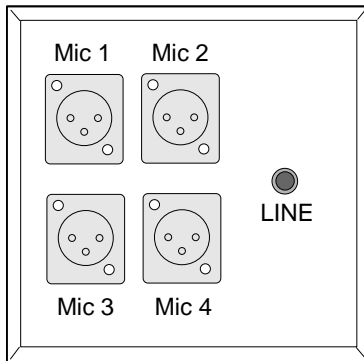


Wire Color Legend

AC	AC Line
B	Audio, Balanced
U	Audio, Unbalanced
S	Speaker
DA	Digital Audio
E	Data
BL	BLU Link
C	Co-Ax
DC	DC Power
CO	Serial
DM	Digital Media 8G
F	Fiber
H	HDMI - DVI
A	As Marked

Proprietary & Confidential
Property of Sound Concepts LLC
Copyright 2023

CUSTOMER	
Anderson/Salem	
Address	
PROJECT	
A/V Systems	
Proj #	Dwg #
50891	50891-SW
Date	Revision
12-15-2023	1
DRAWN BY	PAGE
J Murphy	3 OF 4



- 2 Gang Stainless Steel
- 4- Neutrik XLR-3-1/4" Combo Connectors
- 1- 3.5MM TRS Connector
- Labeled as marked
- Quantity: 1

All devices are set with a static address. The addresses are all reserved as set by Jason Cantanzaro 12-9-21
 The reserved range is: 10.50.0.2 through 10.51.0.49

The addresses assigned are as follows:

- Camera 1 (Center) MAC D4:E0:8E:A0:05:EB 10.51.0.3
- Camera 2 (right side) MAC DC:ED:84:A0:05:E0 10.51.0.2
- Joystick: 10.51.0.4
- Magewell Converter: 10.51.0.5

Joystick settings for the camera controls:

- Camera ID indicates the camera controlled by the corresponding button
- Network I/F VISCA (UDP)
- Target IP: address of the camera to be controlled
- Target port: 1259

BlackMagic ATEM IP address: 10.51.0.10



SOUND CONCEPTS LLC

1233 Castle Dr. Ste A5 Mason, Oh 45040
 513-703-0147
 customerservice@soundconceptsllc.com
 www.soundconceptsllc.com

Proprietary & Confidential
 Property of Sound Concepts LLC
 Copyright 2020

CUSTOMER

Address

PROJECT

Notes

Proj #	Dwg #
50891	50891-WP
Date	Revision
12-10-21	1
DRAWN BY	PAGE
J Murphy	4 OF 4